


Types of YARD SCRAPS

GRASSCYCLING

Grasscycling involves cutting grass and then leaving the clippings on the lawn to break down. The thin layer of grass mulch feeds the new grass growth and conserves water and does not cause thatch. This method eliminates the need to collect grass clippings.



MULCHING


Mulch is any material used on the soil surface to keep weeds down, retain moisture in the soil and prevent erosion.



CONTAINER SYSTEMS


TURNING UNITS

Turning units are above ground bins, such as rotating barrels, which enable users to turn composting material by hand crank or similar method. They produce compost as quickly as one month. The turning process provides increased air circulation that converts yard materials into compost more quickly than in holding units.



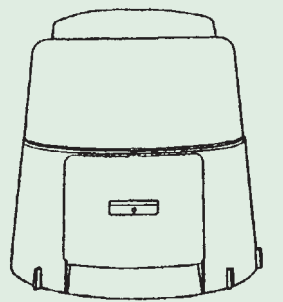
OPEN UNITS

Holding units are temporary and transportable bins made of wire mesh, fencing, or recycled plastic, shaped into a ring, or wooden pallets tied together to form a cube. Open units tend to dry out, so they will require more frequent watering. They improve the appearance of a compost pile, and they aid in heat retention. They usually produce compost in six to eighteen months.



ENCLOSED UNITS

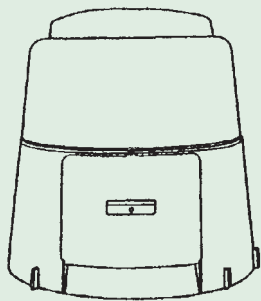
Enclosed units are the least labor intensive home composting process. They allow for continuous composting. They have minimal air slots to allow for moisture and heat retention and rodent resistance. They will produce compost in three to six months.



FOOD SCRAPS

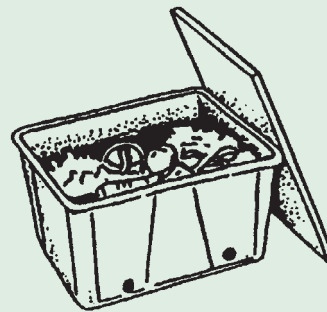
ENCLOSED UNITS

Enclosed units are the least labor intensive home composting process. They allow for continuous composting. They have minimal air slots to allow for moisture and heat retention and rodent resistance. They will produce compost in three to six months.



VERMICOMPOSTING

Red worms placed in a wooden or plastic bin with moistened bedding or leaves, shredded cardboard, paper or newspaper, can convert vegetative food scraps into worm castings, another nutrient-rich form of compost.



Composting Troubleshooting Chart

SYMPTOMS	PROBLEMS	SOLUTIONS
pile not composting	too dry	moisten until slightly damp
	too much woody material	turn, add fresh green materials or organic fertilizer
pile smells rotten and attracts flies	too wet	turn, add dry materials
	non-compostables present	remove meat, grease, etc. and turn
pile smells like ammonia	too much green material (or food scraps)	turn, add dry or woody materials

WHAT SHOULD I COMPOST?



- coffee grounds • sawdust
- coffee filters • shrub prunings
- corn stalks • seaweed
- flowers • tea bags
- fruit peels • vegetable trimmings
- grass clippings • waste paper
- hair • weeds
- leaves • wet paper towels
- manure • wood ash and chips
- nutshells



- charcoal ashes
- dairy products
- dog and cat feces
- fish
- greasy foods
- invasive plants
- meat bones
- plants treated with herbicides
- unchopped wood waste
- weeds with seeds

WHY SHOULD I COMPOST?

- Turns garbage into a valuable resource
- Saves limited landfill space
- Reduces your trash by 20-40%
- Helps retain soil moisture
- Improves the fertility and health of soil
- Saves water by helping the soil hold moisture
- Reduces water run-off
- Benefits the environment by reducing the need for trash trips

Maintaining a compost pile requires as little as five minutes per week. It's easy, too!

The Ocean County Northern and Southern Recycling Centers have compost available for residents and municipalities free of charge. The County Recycling Centers accept leaves and light brush from residents, municipalities and landscapers. Unbagged leaves and brush four inches in diameter or less will be accepted. The Northern Recycling Center also accepts fresh cut grass clippings on a limited basis. Please call the Recycling Centers prior to either picking up compost or dropping off grass clippings to check on availability and space.

Northern Recycling Center
(732) 367-0802
Southern Recycling Center
(609) 978-0913

HOW CAN I COMPOST?

COMBINE green, wet, high-nitrogen materials like grass and food scraps with leaves and woody matter in a compost pile or bin and layer or mix them together. Use no more than 50% wet, green material to avoid odors. For more brown materials, sun-dry your grass clippings until they turn brown.

CHOP up larger pieces of compost materials into smaller ones to speed the process of decomposition.

PLACE materials in your compost bin or pile. The ideal size is about one cubic yard.

BURY food scraps 6" below the surface of the compost pile.

ADD water to maintain moisture - about as damp as a wrung-out sponge.

MOISTEN dry materials when adding them to the pile.

For quicker composting, turn or mix the compost pile occasionally.

For more information on composting contact:

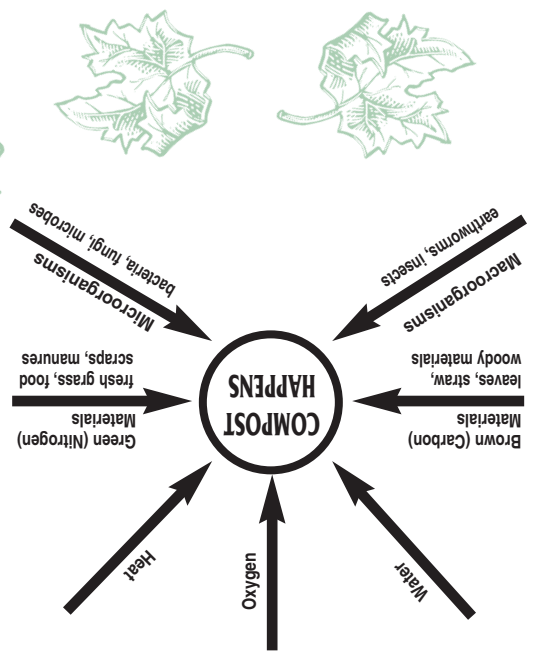
Ruigers Cooperative Extension Service Hotline
(732) 349-1245

Other sources on composting:

Backyard Composting, Harmonious Technologies
Keep it Off the Curb, Harmonious Technologies
Redesigning the American Lawn, Borman, Balmori & Geballe
Worms Eat My Garbage, Mary Applehof

WHAT IS COMPOST?

Composting is the natural process of decomposition and recycling of dark, crumbly, earthy smelling soil conditioner known as compost.



Your Guide to HOME COMPOSTING

It's

- Easy
- Inexpensive
- Excellent for the Environment



THE OCEAN COUNTY BOARD OF CHOSEN FREEHOLDERS
John C. Bartlett, Jr.
John P. Kelly
James F. Lacey
Gerry P. Little
Joseph H. Vicari

Alan W. Avery, Jr., Administrator

For further information on solid waste activities in Ocean County, contact:

OCEAN COUNTY
SOLID WASTE MANAGEMENT HOTLINE
1-800-55-RECYCLE

OCEAN COUNTY
DEPARTMENT OF SOLID WASTE MANAGEMENT
129 Hooper Ave., P.O. Box 2191
Toms River, NJ 08754
Administrative Office
(732) 506-5047
www.co.ocean.nj.us/recycle

OCEAN COUNTY
DEPARTMENT OF SOLID WASTE MANAGEMENT
John C. Bartlett, Jr., Freeholder Liaison
James F. Lacey, Freeholder Liaison

Administration
Ernest J. Kuhlwein, Jr.,
Director

Arthur Burns,
Superintendent, Recycling Operations

John Haas,
District Recycling Coordinator

Kathleen Avery,
Assistant District Recycling Coordinator

Oren Solon,
Planner Trainee

Mary Jerkowicz,
Recycling Program Aide

Operations

Joseph Johnson,
Supervisor, Northern Recycling Center

Fredric Kociban,
Supervisor, Southern Recycling Center

Lynn Swoveland,
Supervisor, Composting Operations

Prepared by
Ocean County Department of Solid Waste Management
Printed by
Ocean County Printing and Graphic Arts Department

Printed on Recycled Paper