

New Jersey Natural Gas is now re-introducing natural gas into our system that serves the Seaside Peninsula, in the section from 9th Avenue in Normandy Beach to Joseph Street in Chadwick Beach. (See the highlighted section of the map on page 2)

Please note that police will have this section of the peninsula blocked off to pedestrian and vehicle traffic, starting Monday, until we can safely complete this complex operation, which we estimate will take one – two days.

Our work will take place in three phases: first, a team will re-introduce natural gas into the main, one section of the peninsula at a time. This is the work that is now being conducted. As your area is completed, a second team will begin to repair and replace the meter sets within your area. When this work is completed, a home or business will have natural gas up to its meter. At this point, once a home or business has electricity and is habitable and occupied, then you may have your own qualified technician determine that your natural gas system and equipment are safe for use, and turn on your natural gas service.

We estimate that this meter work should be completed by December 13, but you should check back on this site for updates.

We are advising customers as follows:

- *As a property owner, you are responsible for maintaining all gas lines on your side of the meter.*
- *You need to have a qualified technician inspect all your gas lines for proper operation and leaks.*
- *Any furnaces, boilers or other appliances exposed to flooding or other storm-related damage must be serviced and determined to be safe for use by qualified technicians.*
- *Once a qualified technician has determined that your gas system and equipment are safe for use, the technician should connect your gas line to the gas valve.*
- *Once the qualified technician establishes the piping connection and determines that it is safe for use, the gas valve can be turned to the on position.*
- *There will be a tag on the valve, which must be signed and dated by both the resident and the technician, and then returned to the municipal code official.*

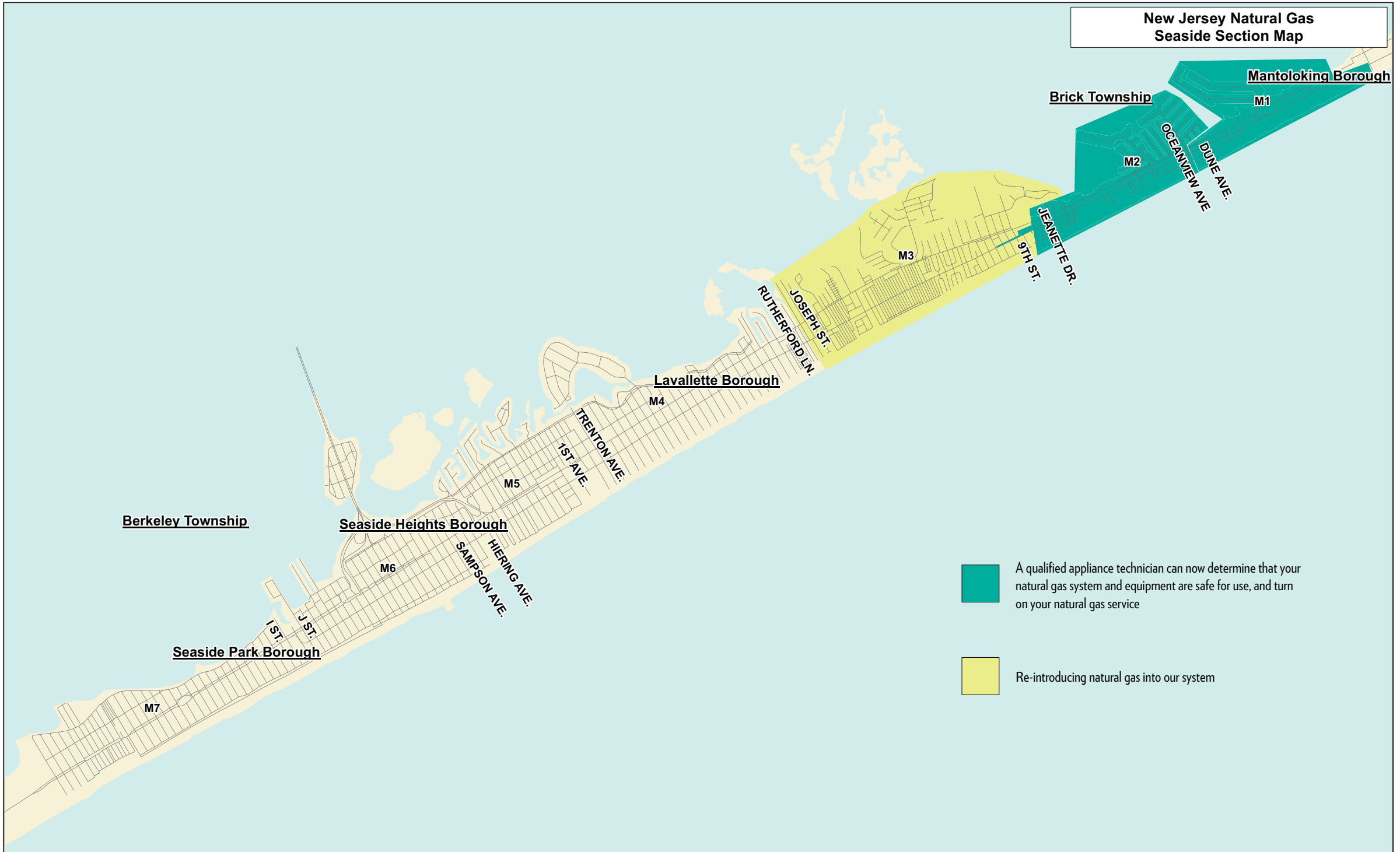
We have successfully re-introduced natural gas and rebuilt the meters in the Mantoloking and Brick sections of the peninsula. Your qualified appliance technician can now determine that your natural gas system and equipment are safe for use, and turn on your natural gas service, if you live in the sections from Downer Avenue in Mantoloking to Dune Avenue in Brick, or from Ocean View Avenue and Jeanette Drive in Brick. (See the highlighted sections of the map on page 2.)


**THIS SCHEDULE IS TENTATIVE.
PLEASE CHECK THIS PAGE FREQUENTLY FOR UPDATES.**


Federal, New Jersey and local safety codes prohibit tampering with natural gas meters and service lines. Even if natural gas service has not yet been restored to your area, this could significantly hamper efforts to restore service.

If you smell an odor of natural gas, leave the building immediately. Do not light matches, touch electrical switches or appliances, or use your telephone. From a safe location, customers should notify us of all gas leaks immediately at 1-800-GAS-LEAK.

**New Jersey Natural Gas
Seaside Section Map**



 A qualified appliance technician can now determine that your natural gas system and equipment are safe for use, and turn on your natural gas service

 Re-introducing natural gas into our system