

# **Ocean County**

## **MUNICIPAL RECYCLING COORDINATORS' MEETING**

**September 9, 2016**

### **AGENDA**

- Welcome
- 2016 Household Hazardous Waste Program Update – Sean McLaughlin
- 2016 Document Shredding Program Update- Sean McLaughlin
- 2015 Quarterly Tonnage Reports – Missing Reports -Preliminary Numbers
- 2016 Ocean County Recycling Directory
- Metal Scrap Problem – Matt Cole
- Tour of the Ocean County Processing facilities
- Comments – Questions

Additional agenda items may be added or subject to change.



## 2016 OCEAN COUNTY HOUSEHOLD HAZARDOUS WASTE DISPOSAL PROGRAM



Rid your home of potential hazards and protect the environment by participating in the  
Household Hazardous Waste Disposal Program

sponsored by

**THE OCEAN COUNTY BOARD OF CHOSEN FREEHOLDERS  
and**

**THE OCEAN COUNTY DEPARTMENT OF SOLID WASTE MANAGEMENT**

Many common household products pose a potential threat to your family, and to Ocean County's clean air and water. You can dispose of these materials at the sites listed below, free of charge by calling the County to pre-register.

**Call: 732-367-0802 to pre-register for Brick**

**Call: 732-506-5047 to pre-register for Lacey and Beachwood**

**Call: 609-978-0913 to pre-register for Ship Bottom**

### **BRICK TWP.**

Public Works Yard  
836 Ridge Rd.  
Brick, NJ 08724  
**Saturday, August 13**  
9:00AM – 3:00PM

### **BEACHWOOD BORO.**

Municipal Complex  
1600 Pinewald Rd.  
Beachwood, NJ 08722  
**Saturday, September 24**  
9:00AM – 3:00PM

### **LACEY TWP.**

Recycling Center  
820 Municipal Lane  
Lacey, NJ 08734  
**Saturday, August 27**  
9:00AM – 3:00PM

### **SHIP BOTTOM BORO.**

Municipal Boat Ramp  
Shore Ave. and 10th St.  
Ship Bottom, NJ 08008  
**Saturday, October 8**  
9:00AM – 3:00PM

**Pre-registration is required.**

**Registration is on a first-come first-served basis.**

**Hazardous waste will not be accepted from businesses, school boards or government agencies. Only Ocean County residential households and farmers are eligible for this free program. A driver's license or tax bill will be adequate proof of residence. Our staff can advise you about any materials you are unsure of.**

**Acceptable Materials:** paints/thinners/boat paint, solvents, pool chemicals, pesticides and herbicides, aerosol cans, auto products, toilet and drain cleaners, silver polishes, oven cleaners, photographic chemicals, rug and upholstery cleaners, polishes and bleaches, waste oil and used gasoline.

**ALL THE ABOVE MATERIALS, EXCEPT OIL AND GASOLINE,  
MUST BE IN ORIGINAL CONTAINERS**

Maximum volume per household is limited to 200 pounds of dry materials and 20 gallons of liquid. Please, no containers larger than 5 gallons.

**Unacceptable Materials:** radioactive materials, dioxins, infectious waste ("Red Bag" wastes), explosives, unknown or unidentified materials.

**NO CONSTRUCTION WASTE OR ASBESTOS.**

**THE OCEAN COUNTY BOARD OF CHOSEN FREEHOLDERS**

**John P. Kelly, Director • Gerry P. Little, Deputy Director**

**John C. Bartlett, Jr • Virginia E. Haines • Joseph H. Vicari**



# OCEAN COUNTY 2016 RESIDENTIAL DOCUMENT SHREDDING PROGRAM



sponsored by

THE OCEAN COUNTY BOARD OF CHOSEN FREEHOLDERS

and

THE OCEAN COUNTY DEPARTMENT OF SOLID WASTE MANAGEMENT

- The Residential Document Shredding program is to provide residents and taxpayers with the opportunity to recycle their old documents and files safely and securely. Commercial and business documents are not accepted.
- The service representatives are uniformed, bonded and insured. Papers are shredded by pierce and tear method.
- The shredding unit features an automatic feeding and dumping system, eliminating human contact with your documents and forms.
- Each vehicle is limited to 6 boxes or bags of documents each day.

## **APRIL**

### **STAFFORD TWP.**

Southern Recycling Center  
379 Haywood Rd.  
**Saturday, April 2**  
9 a.m. - 1 p.m.

### **MANCHESTER TWP.**

Public Works Yard  
1360 Route 70  
**Saturday, April 23**  
9 a.m. - 1 p.m.

## **MAY**

### **LITTLE EGG HARBOR TWP.**

Community Center  
319 West Calabreeze Way  
**Wednesday, May 4**  
9 a.m. - 1 p.m.

### **PLUMSTED TWP.**

New Egypt Marketplace  
Parking Lot  
**Saturday, May 14**  
11 a.m. - 1 p.m.

## **JUNE**

### **OCEAN TWP.**

Municipal Complex  
50 Railroad Ave.  
**Saturday, June 4**  
9 a.m. - 1 p.m.

### **LAVALLETTE BORO**

Fire House  
124 Washington Ave.  
**Saturday, June 18**  
9 a.m. - 11 a.m.

### **BERKELEY TWP.**

Recycling Center  
630 Pinewald Keswick Rd.  
**Saturday, June 25**  
9 a.m. - 1 p.m.

## **JULY**

### **TUCKERTON BORO**

Recycling Center  
445 South Green Street  
**Saturday, July 9**  
9 a.m. - 11 a.m.

### **LAKEWOOD TWP.**

Public Works Yard  
1 America Ave.  
**Friday, July 15**  
9 a.m. - 1 p.m.

### **LACEY TWP.**

Recycling Center  
820 Municipal Lane  
**Saturday, July 30**  
9 a.m. - 1 p.m.

## **AUGUST**

### **TOMS RIVER TWP.**

Riverwood Park  
250 Riverwood Dr.  
**Friday, August 5**  
9 a.m. - 1 p.m.

### **LAKEHURST BORO**

Public Works Yard  
800 Myrtle Street  
**Saturday, August 20**  
9 a.m. - 1 p.m.

### **BRICK TWP.**

Public Works Yard  
836 Ridge Road  
**Saturday, August 27**  
9 a.m. - 1 p.m.

## **SEPTEMBER**

### **BEACHWOOD BORO**

Municipal Complex  
1600 Pinewald Rd.  
**Saturday, September 10**  
9 a.m. - 1 p.m.

### **SEASIDE HEIGHTS BORO**

Recycling Center  
Bay Blvd and Sherman Ave.  
**Saturday, September 17**  
9 a.m. - 11 a.m.

### **BEACH HAVEN BORO**

Municipal Parking Lot  
Taylor Ave.  
**Saturday, September 24**  
9 a.m. - 11 a.m.

## **OCTOBER**

### **POINT PLEASANT BEACH**

Public Works Yard  
301 Cooks Rd.  
**Saturday, October 15**  
9 a.m. - 1 p.m.

### **JACKSON TWP.**

Municipal Building Lot  
95 West Veterans Highway  
**Saturday, October 22**  
9 a.m. - 1 p.m.

**The program is for all paper documents and paper forms. Paper clips and staples DO NOT have to be removed. Unacceptable items are : X-Rays, CDs, floppy disks, micro film and file folders.**

**All events will run the complete scheduled time or until the truck is full; whichever occurs first.**

**The truck has an 8,000 lb. capacity.**

**This FREE service is sponsored by the Ocean County Board of Chosen Freeholders**

**Questions:**

**Please call the Ocean County Department of Solid Waste Management at 732-506-5047**

# PRELIMINARY - PERCENTAGE OF TOTAL MATERIALS RECYCLED IN 2015 IN TONS, BY MUNICIPALITY

	TOTAL MATERIAL GENERATED	TOTAL RECYCLED	TOTAL WASTE DISPOSED	PERCENT RECYCLED IN 2015	PERCENT RECYCLED IN 2014	PERCENT RECYCLED IN 2013
BARNEGAT	20,127.09	4,420.59	15,706.50	21.96%	24.41%	19.84%
BARNEGAT LIGHT	2,054.08	798.61	1,255.47	38.88%	32.25%	28.98%
BAY HEAD	1,752.88	429.60	1,323.28	24.51%	83.80%	41.35%
BEACH HAVEN	4,405.15	897.52	3,507.63	20.37%	18.15%	13.07%
BEACHWOOD	15,199.12	8,995.06	6,204.06	59.18%	61.18%	59.69%
BERKELEY	30,163.09	1,176.89	28,986.20	3.90%	37.66%	17.57%
BRICK	74,962.37	15,268.28	59,694.09	20.37%	24.74%	66.81%
EAGLESWOOD	1,827.82	380.57	1,447.25	20.82%	15.36%	66.70%
HARVEY CEDARS	1,897.89	385.04	1,512.85	20.29%	28.31%	38.62%
ISLAND HEIGHTS	2,353.64	1,024.14	1,329.50	43.51%	70.69%	42.98%
JACKSON	38,461.28	1,564.89	36,896.39	4.07%	29.68%	59.73%
LACEY	55,421.08	30,652.34	24,768.74	55.31%	61.65%	55.07%
LAKEHURST	2,875.76	408.58	2,467.18	14.21%	39.70%	37.29%
LAKEWOOD	99,672.42	7,430.51	92,241.91	7.45%	57.26%	48.65%
LAVALLETTE	11,779.18	7,315.31	4,463.87	62.10%	74.90%	48.56%
LITTLE EGG HARBOR	32,153.26	18,500.49	13,652.77	57.54%	45.95%	38.15%
LONG BEACH	18,427.56	6,615.57	11,811.99	35.90%	50.88%	10.37%
MANCHESTER	43,904.38	18,079.61	25,824.77	41.18%	46.67%	57.24%
MANTOLOKING	992.04	112.84	879.20	11.37%	94.44%	89.54%
OCEAN	8,055.47	2,534.71	5,520.76	31.47%	45.29%	35.20%
OCEAN GATE	1,301.45	57.37	1,244.08	4.41%	0.00%	3.66%
PINE BEACH	2,016.21	768.67	1,247.54	38.12%	57.84%	31.28%
PLUMSTED	4,589.46	240.23	4,349.23	5.23%	16.83%	78.29%
POINT PLEASANT	18,878.21	7,608.22	11,269.99	40.30%	57.74%	53.81%
PT. PLEASANT BEACH	8,910.57	1,862.99	7,047.58	20.91%	58.04%	51.03%
SEASIDE HEIGHTS	9,312.19	3,623.74	5,688.45	38.91%	41.88%	22.16%
SEASIDE PARK	6,598.11	3,763.99	2,834.12	57.05%	67.65%	43.90%
SHIP BOTTOM	3,087.27	1,013.60	2,073.67	32.83%	29.01%	22.61%
SOUTH TOMS RIVER	3,772.95	1,987.82	1,785.13	52.69%	36.22%	26.48%
STAFFORD	55,741.95	24,352.17	31,389.78	43.69%	41.71%	29.35%
SURF CITY	2,718.96	76.37	2,642.59	2.81%	19.24%	1.49%
TOMS RIVER	309,979.19	206,685.23	103,293.96	66.68%	65.73%	61.06%
TUCKERTON	4,037.86	308.08	3,729.78	7.63%	48.74%	30.62%
<b>OCEAN COUNTY</b>	<b>897,429.95</b>	<b>379,339.63</b>	<b>518,090.32</b>	<b>42.27%</b>	<b>53.73%</b>	<b>54.13%</b>

Source: OC Municipal Recycling Reporting Forms/OC County Landfill Waste Type Reports/NJDEP Solid Waste Facility Quarterly Reports

Formula used: TOTAL RECYCLED TONNAGE/TOTAL MATERIAL GENERATED X 100

\*Note: Deductions were made from the following towns for "grit" tonnage from the OCUA facilities:

Berkeley: 1057.51 tons Brick: 428.99 tons Stafford: 204.90 tons

Note: The 2014 recycled tonnage from ISRI/AMRA and NJDOT for White goods and Auto, has been added to each municipality's fourth quarter data. ISRI/AMRA reported zero ferrous and non-ferrous for 2014 under commercial data. This data is reported directly to the NJDEP from these markets and not by the municipalities. The 2015 ISRI/AMRA and NJ DOT data was not available from the NJDEP at the time the County compiled this data.

PRELIMINARY - PERCENTAGE OF MSW TYPE 10 RECYCLED IN 2015 IN TONS, BY MUNICIPALITY

	TOTAL TYPE 10 GENERATED	TOTAL TYPE 10 RECYCLED	TOTAL TYPE 10 DISPOSED	PERCENT TYPE 10 RECYCLED 2015	PERCENT TYPE 10 RECYCLED 2014	PERCENT TYPE 10 RECYCLED 2013
BARNEGAT	16,611.53	3,823.34	12,788.19	23.02%	23.02%	22.15%
BARNEGAT LIGHT	1,425.24	611.23	814.01	42.89%	34.71%	33.97%
BAY HEAD	1,114.10	388.19	725.91	34.84%	62.44%	54.06%
BEACH HAVEN	3,143.48	854.72	2,288.76	27.19%	27.61%	26.62%
BEACHWOOD	8,608.03	3,980.51	4,627.52	46.24%	48.95%	50.40%
BERKELEY	23,949.26	0.00	23,949.26	0.00%	22.18%	6.47%
BRICK	53,052.48	6,284.29	46,768.19	11.85%	25.15%	70.66%
EAGLESWOOD	1,078.75	334.11	744.64	30.97%	28.39%	39.70%
HARVEY CEDARS	975.17	353.89	621.28	36.29%	37.86%	37.07%
ISLAND HEIGHTS	1,533.33	556.84	976.49	36.32%	32.06%	42.80%
JACKSON	29,827.59	0.00	29,827.59	0.00%	15.46%	53.35%
LACEY	34,770.43	14,970.36	19,800.07	43.05%	42.49%	44.15%
LAKEHURST	1,874.90	214.97	1,659.93	11.47%	25.09%	28.91%
LAKEWOOD	75,909.23	4,712.25	71,196.98	6.21%	39.99%	23.74%
LAVALLETTE	2,514.85	593.20	1,921.65	23.59%	25.30%	17.94%
LITTLE EGG HARBOR	17,314.47	5,937.85	11,376.62	34.29%	33.24%	27.41%
LONG BEACH	8,453.08	966.94	7,486.14	11.44%	18.79%	17.60%
MANCHESTER	24,632.84	9,043.71	15,589.13	36.71%	38.28%	47.70%
MANTOLOKING	252.55	102.35	150.20	40.53%	58.62%	57.27%
OCEAN	6,093.09	2,271.46	3,821.63	37.28%	46.35%	43.52%
OCEAN GATE	873.91	0.00	873.91	0.00%	0.00%	0.00%
PINE BEACH	1,551.17	688.85	862.32	44.41%	34.49%	39.33%
PLUMSTED	3,768.89	0.00	3,768.89	0.00%	10.72%	48.55%
POINT PLEASANT	15,828.16	6,208.87	9,619.29	39.23%	51.63%	46.81%
POINT PLEASANT BEACH	7,801.00	1,596.69	6,204.31	20.47%	39.55%	38.12%
SEASIDE HEIGHTS	3,994.36	702.50	3,291.86	17.59%	16.80%	16.26%
SEASIDE PARK	2,144.51	745.76	1,398.75	34.78%	30.62%	22.24%
SHIP BOTTOM	2,003.16	773.65	1,229.51	38.62%	37.38%	34.01%
SOUTH TOMS RIVER	2,281.11	693.71	1,587.40	30.41%	21.23%	19.33%
STAFFORD	39,476.33	17,272.97	22,203.36	43.76%	36.26%	35.40%
SURF CITY	1,870.42	41.99	1,828.43	2.24%	21.62%	0.00%
TOMS RIVER	120,103.07	45,183.62	74,919.45	37.62%	40.70%	39.71%
TUCKERTON	2,188.53	185.41	2,003.12	8.47%	36.14%	27.90%
<b>TOTAL TYPE 10</b>	<b>517,019.03</b>	<b>130,094.23</b>	<b>386,924.80</b>	<b>25.16%</b>	<b>34.87%</b>	<b>43.79%</b>

Source: OC Municipal Quarterly Recycling Reporting Forms/OC County Landfill Waste Type Reports/NJDEPSolid Waste Quarterly Reports

**Municipal & Household Waste Type 10**  
 Commingled, Newspaper, Aluminum Cans  
 Glass Containers, Tin Cans, Plastic (PET/HDPE), Aerosol Cans  
 Cardboard, Office Paper, Mixed Paper  
 Leaves, Brush, Grass, X-Mas Trees, Other Vegetative Waste  
 Motor Oil, Antifreeze, Household Batteries  
 Textiles, Phone Books, Food Waste, Other Plastic

Formula used: TOTAL RECYCLED TONNAGE/TOTAL MATERIAL GENERATED X 100

# OCEAN COUNTY LANDFILL - 2015

Municipality	Type 10	Type 13	Type 13C	Type 23	Type 25	Type 27	Type 27A	Total
Barneget	12,777.50	646.36	2033.75	0.66	0	0	1.51	15,459.78
Barneget Light	812.52	85.63	343.78	0.00	0.00	0.00	0.00	1,241.93
Bay Head	724.63	132.14	208.33	0.00	0.00	0.00	0.13	1,065.23
Beach Haven	2,279.18	199.78	966.51	0.00	0.00	0.00	0.94	3,446.41
Beachwood	4,626.47	946.06	569.15	1.14	0.00	0.00	0.00	6,142.82
Berkeley	23,926.87	2,368.39	2,545.72	16.51	0.00	1,821.75	2.62	30,681.86
Brick	46,701.44	5,608.36	5,843.36	14.14	0.00	440.01	3.70	58,611.01
Eagleswood	744.64	95.85	585.12	0.00	0.00	0.00	0.75	1,426.36
Harvey Cedars	618.13	150.09	739.94	0.00	0.00	0.00	0.00	1,508.16
Island Heights	976.03	78.96	251.99	0.33	0.00	0.00	0.05	1,307.36
Jackson	25,259.27	1,469.67	1,748.27	13.64	0.00	0.00	1.47	28,492.32
Lacey	19,791.93	1,050.91	3,282.49	78.99	225.63	0.00	6.46	24,436.41
Lakehurst	1,647.34	578.24	223.51	0.36	0.00	0.00	0.00	2,449.45
Lakewood	71,143.48	9,614.27	7,895.24	8.20	0.00	1,019.20	0.00	89,680.39
Lavallette	1,918.75	327.28	2,024.13	0.00	0.00	4.52	0.45	4,275.13
Little Egg Harbor	11,376.62	748.37	1,440.44	5.34	0.00	0.00	10.23	13,581.00
Long Beach	7,482.41	560.32	3,651.87	0.00	0.00	0.00	1.01	11,695.61
Manchester	15,574.22	7,083.07	2,650.99	5.52	10.81	0.00	0.00	25,324.61
Mantoloking	150.20	78.42	498.72	0.00	0.00	0.00	0.00	727.34
Ocean	3,821.05	491.37	1,034.71	39.64	0.00	0.00	3.97	5,390.74
Ocean Gate	873.91	47.27	252.53	0.00	0.00	0.00	0.25	1,173.96
Pine Beach	861.68	99.93	268.36	0.00	0.00	0.00	1.03	1,231.00
Plumsted	2,716.88	134.64	164.76	0.07	0.00	0.00	0.00	3,016.35
Point Pleasant	9,563.54	232.94	906.16	2.92	0.00	60.48	0.46	10,766.50
Point Pleasant Beach	6,156.21	248.00	523.85	0.00	0.00	0.00	0.00	6,928.06
Seaside Heights	3,289.54	825.19	1,485.98	0.00	0.00	0.00	0.02	5,600.73
Seaside Park	1,396.94	273.24	1,075.57	0.38	0.00	0.00	2.09	2,748.22
Ship Bottom	1,218.71	107.09	683.79	0.00	0.00	0.00	1.03	2,010.62
South Toms River	1,586.73	56.57	128.43	0.00	0.00	0.00	0.23	1,771.96
Stafford	22,169.80	3,557.22	5,416.89	0.38	0.00	191.63	16.35	31,352.27
Surf City	1,826.73	147.00	627.82	0.00	0.00	0.00	0.26	2,601.81
Toms River	74,816.14	11,517.21	14,098.74	51.56	0.00	0.15	5.69	100,489.49
Tuckerton	2,003.12	271.31	1,341.29	0.00	0.00	5.48	0.56	3,621.76
<b>Total</b>	<b>380,832.61</b>	<b>49,831.15</b>	<b>65,512.19</b>	<b>239.78</b>	<b>236.44</b>	<b>3,543.22</b>	<b>61.26</b>	<b>500,256.65</b>

Source: Monthly Ocean County Landfill Municipal Waste Type Tonnage Reports

Type 10 = Municipal waste  
Type 12 = Dry sewage sludge  
Type 13 = Bulky waste  
Type 13C = Construction/demolition waste  
Type 23 = Vegetative waste  
Type 25 = Animal/food procesing waste

OCEAN COUNTY  
OUT OF COUNTY WASTE - 2015

By Waste Type										
Municipality	10	13	13C	23	25	27	27A	271	Other	Total
Barnegat	10.69	86.80	149.23	0.00	0.00	0.00	0.00	0.00	16.76	263.48
Barnegat Light	1.49	0.00	12.05	0.00	0.00	0.00	0.00	0.00	0.00	13.54
Bay Head	1.28	31.17	225.60	0.00	0.00	0.00	0.00	0.00	0.00	258.05
Beach Haven	9.58	1.13	50.51	0.00	0.00	0.00	0.00	0.00	0.00	61.22
Beachwood	1.05	10.05	50.14	0.00	0.00	0.00	0.00	0.00	0.00	61.24
Berkeley	22.39	40.12	194.81	0.00	0.00	0.00	4.53	0.00	0.00	261.85
Brick	66.75	176.56	1,268.76	0.00	0.00	0.00	0.00	0.00	0.00	1,512.07
Eagleswood	0.00	2.55	18.34	0.00	0.00	0.00	0.00	0.00	0.00	20.89
Harvey Cedars	3.15	0.00	1.54	0.00	0.00	0.00	0.00	0.00	0.00	4.69
Island Heights	0.46	0.00	21.68	0.00	0.00	0.00	0.00	0.00	0.00	22.14
Jackson	4,568.32	2,419.68	1,416.07	0.00	0.00	0.00	0.00	0.00	0.00	8,404.07
Lacey	8.14	20.95	303.24	0.00	0.00	0.00	0.00	0.00	0.00	332.33
Lakehurst	12.59	0.00	5.14	0.00	0.00	0.00	0.00	0.00	0.00	17.73
Lakewood	53.50	930.25	1,546.27	0.00	0.00	31.50	0.00	0.00	0.00	2,561.52
Lavallette	2.90	5.08	180.76	0.00	0.00	0.00	0.00	0.00	0.00	188.74
Little Egg Harbor	0.00	0.00	70.56	0.00	0.00	0.00	1.21	0.00	0.00	71.77
Long Beach	3.73	2.36	108.26	0.00	0.00	0.00	2.03	0.00	0.00	116.38
Manchester	14.91	11.93	473.32	0.00	0.00	0.00	0.00	0.00	0.00	500.16
Mantoloking	0.00	24.71	127.15	0.00	0.00	0.00	0.00	0.00	0.00	151.86
Ocean	0.58	13.49	105.49	0.00	0.00	0.00	10.46	0.00	0.00	130.02
Ocean Gate	0.00	1.74	68.38	0.00	0.00	0.00	0.00	0.00	0.00	70.12
Pine Beach	0.64	0.00	15.90	0.00	0.00	0.00	0.00	0.00	0.00	16.54
Plumsted	1,052.01	109.61	164.56	0.00	0.00	6.70	0.00	0.00	143.34	1,476.22
Point Pleasant	55.75	61.25	386.49	0.00	0.00	0.00	0.00	0.00	0.00	503.49
Point Pleasant Beach	48.10	14.08	57.34	0.00	0.00	0.00	0.00	0.00	0.00	119.52
Seaside Heights	2.32	15.72	66.15	0.00	0.00	0.00	3.53	0.00	0.00	87.72
Seaside Park	1.81	5.79	78.30	0.00	0.00	0.00	0.00	0.00	0.00	85.90
Ship Bottom	10.80	0.00	50.55	0.00	0.00	0.00	1.70	0.00	0.00	63.05
So. Toms River	0.67	5.55	6.95	0.00	0.00	0.00	0.00	0.00	0.00	13.17
Stafford	33.56	29.50	179.35	0.00	0.00	0.00	0.00	0.00	0.00	242.41
Surf City	1.70	0.00	39.08	0.00	0.00	0.00	0.00	0.00	0.00	40.78
Toms River	103.31	493.29	2,192.00	0.00	0.00	0.00	15.87	0.00	0.00	2,804.47
Tuckerton	0.00	3.20	97.05	0.00	0.00	0.00	7.77	0.00	0.00	108.02
TOTAL OUT OF COUNTY	6,092.19	4,516.56	9,731.02	0.00	0.00	38.20	47.10	0.00	160.10	20,585.17
Source: 2015 NJ DEP Solid Waste Transporter Monthly Disposal Reports										
Not a guesstimate										
9/6/2016										

**OCEAN COUNTY  
TOTAL WASTE DISPOSED - 2015**

<b>Municipalities</b>	<b>10</b>	<b>13</b>	<b>13C</b>	<b>23</b>	<b>25</b>	<b>27</b>	<b>27A</b>	<b>271</b>	<b>Other</b>	<b>Total</b>
Barnegat	12,788.19	733.16	2,182.98	0.66	0.00	0.00	1.51			15,706.50
Barnegat Light	814.01	85.63	355.83	0.00	0.00	0.00	0.00			1,255.47
Bay Head	725.91	163.31	433.93	0.00	0.00	0.00	0.13			1,323.28
Beach Haven	2,288.76	200.91	1,017.02	0.00	0.00	0.00	0.94			3,507.63
Beachwood	4,627.52	956.11	619.29	1.14	0.00	0.00	0.00			6,204.06
Berkeley	23,949.26	2,408.51	2,740.53	16.51	0.00	1,821.75	7.15			30,943.71
Brick	46,768.19	5,784.92	7,112.12	14.14	0.00	440.01	3.70			60,123.08
Eagleswood	744.64	98.40	603.46	0.00	0.00	0.00	0.75			1,447.25
Harvey Cedars	621.28	150.09	741.48	0.00	0.00	0.00	0.00			1,512.85
Island Heights	976.49	78.96	273.67	0.33	0.00	0.00	0.05			1,329.50
Jackson	29,827.59	3,889.35	3,164.34	13.64	0.00	0.00	1.47			36,896.39
Lacey	19,800.07	1,071.86	3,585.73	78.99	225.63	0.00	6.46			24,768.74
Lakehurst	1,659.93	578.24	228.65	0.36	0.00	0.00	0.00			2,467.18
Lakewood	71,196.98	10,544.52	9,441.51	8.20	0.00	1,050.70	0.00			92,241.91
Lavallette	1,921.65	332.36	2,204.89	0.00	0.00	4.52	0.45			4,463.87
Little Egg Harbor	11,376.62	748.37	1,511.00	5.34	0.00	0.00	11.44			13,652.77
Long Beach	7,486.14	562.68	3,760.13	0.00	0.00	0.00	3.04			11,811.99
Manchester	15,589.13	7,095.00	3,124.31	5.52	10.81	0.00	0.00			25,824.77
Mantoloking	150.20	103.13	625.87	0.00	0.00	0.00	0.00			879.20
Ocean	3,821.63	504.86	1,140.20	39.64	0.00	0.00	14.43			5,520.76
Ocean Gate	873.91	49.01	320.91	0.00	0.00	0.00	0.25			1,244.08
Pine Beach	862.32	99.93	284.26	0.00	0.00	0.00	1.03			1,247.54
Plumsted	3,768.89	244.25	329.32	0.07	0.00	6.70	0.00			4,349.23
Point Pleasant	9,619.29	294.19	1,292.65	2.92	0.00	60.48	0.46			11,269.99
Point Pleasant Beach	6,204.31	262.08	581.19	0.00	0.00	0.00	0.00			7,047.58
Seaside Heights	3,291.86	840.91	1,552.13	0.00	0.00	0.00	3.55			5,688.45
Seaside Park	1,398.75	279.03	1,153.87	0.38	0.00	0.00	2.09			2,834.12
Ship Bottom	1,229.51	107.09	734.34	0.00	0.00	0.00	2.73			2,073.67
So. Toms River	1,587.40	62.12	135.38	0.00	0.00	0.00	0.23			1,785.13
Stafford	22,203.36	3,586.72	5,596.24	0.38	0.00	191.63	16.35			31,594.68
Surf City	1,828.43	147.00	666.90	0.00	0.00	0.00	0.26			2,642.59
Toms River	74,919.45	12,010.50	16,290.74	51.56	0.00	0.15	21.56			103,293.96
Tuckerton	2,003.12	274.51	1,438.34	0.00	0.00	5.48	8.33			3,729.78
<b>Total</b>	<b>386,924.80</b>	<b>54,347.71</b>	<b>75,243.21</b>	<b>239.78</b>	<b>236.44</b>	<b>3,581.42</b>	<b>108.36</b>	<b>0.00</b>	<b>0.00</b>	<b>520,681.72</b>
<b>Source: Monthly Ocean County Landfill Municipal Waste Type Tonnage Reports</b>										
<b>Also Includes Out of County Waste.</b>										
Type 10 = Municipal waste										
Type 12 = Dry sewage sludge										
Type 13 = Bulky waste										
Type 13C = Construction Waste										
Type 23 = Vegetative waste										
Type 25 = Animal/food processing waste										
Type 27 = Dry industrial waste										
Type 27A										
Type 271										

**MISSING 2015**

**OCEAN COUNTY QUARTERLY RECYCLING TONNAGE REPORTING FORMS**

<b>TOWN</b>	<b>FIRST</b>	<b>SECOND</b>	<b>THIRD</b>	<b>FOURTH</b>
Barnegat				
Barnegat Light				
Bay Head				
Beach Haven				
Beachwood				
Berkeley	<b>X</b>	<b>X</b>	<b>X</b>	<b>X</b>
Brick				<b>X</b>
Eagleswood				
Harvey Cedars				
Island Heights				
Jackson	<b>X</b>	<b>X</b>	<b>X</b>	<b>X</b>
Lacey				
Lakehurst				<b>X</b>
Lakewood				
Lavallette				
Little Egg Harbor				
Long Beach				
Manchester				
Mantoloking				
Ocean				
Ocean Gate	<b>X</b>	<b>X</b>	<b>X</b>	<b>X</b>
Pine Beach				
Plumsted	<b>X</b>	<b>X</b>	<b>X</b>	<b>X</b>
Pt. Pleasant Borough				
Pt. Pleasant Beach				
Seaside Heights				
Seaside Park				
Ship Bottom				
South Toms River				
Stafford				
Surf City		<b>X</b>	<b>X</b>	<b>X</b>
Toms River				
Tuckerton		<b>X</b>	<b>X</b>	<b>X</b>

**X INDICATES MISSING FORM**

*1<sup>st</sup> Qtr. due April 15*

*2<sup>nd</sup> Qtr. due July 15*

*3<sup>rd</sup> Qtr. due Oct 15*

*4<sup>th</sup> Qtr. due January 15*

*Due to tonnage data not available from commercial/private haulers until after the beginning of the following year, you can always file an amended 4<sup>th</sup> Quarter between January 15<sup>th</sup> and March 1<sup>st</sup>. <http://www.nj.gov/dep/dshw/resource/forms.htm> The Class A, B, C & D facilities have until March 1<sup>st</sup> of the following year to get their annual recycling reports to the municipalities, state and county*

*updated 9/8/2016*



Preserving Resources,  
Preventing Waste

# The New Jersey WasteWise Bulletin

Newsletter of the New Jersey WasteWise Business Network – Autumn, 2016  
WasteWise...improving your bottom line and the environment  
through waste reduction, recycling and recycled product procurement.

## New Waste Tracking System Developed

The United States Environmental Protection Agency (USEPA) has made it easier for building managers to track their recycling progress by adding in a waste tracking feature into its *Energy Star Portfolio Manager*, which is a free benchmarking and tracking tool for commercial building owners and managers. By incorporating this new feature into the Portfolio Manager, building managers will now be able to track energy, water, greenhouse gas emissions and recycling together in one tracking system.

The waste tracking feature allows building managers to track the recycling of 29 types of waste materials, such as glass, paper, plastics, metals and building materials, as well as trash. The program is part of the USEPA's efforts to promote sustainable materials management. Free webinars about the program are available at [www.energystar.gov/trackwaste](http://www.energystar.gov/trackwaste). This program will help facilities managers reduce their building's environmental footprint and cut operating costs. To learn more about this free resource and to register, visit online at <https://www.energystar.gov/buildings/facility-owners-and-managers/existing-buildings/use-portfolio-manager>.

## Recycled Content and Recyclable Chairs for the Sustainable Office!

It is important to provide office staff with ergonomically correct desk chairs for both health and productivity reasons. Such chairs can make a big difference in the workplace and are now available with many "green" features. For example, many office chairs are made with a high percentage of recycled content, are readily recyclable and promote good indoor air quality. For more information, visit <http://www.treehugger.com/green-home/buygreen-office-desk-chairs.html>.

## U.S. Glass Recycling Coalition Gets Underway

A new coalition was recently created in response to challenges that have made glass recycling less attractive to some in the recycling field, and has even led to a few municipalities across the United States deciding to no longer collect glass in their curbside recycling programs. This new collaboration, called the U.S. Glass Recycling Coalition, encompasses the entire glass industry supply chain. The organization intends to promote best practices to the glass recycling supply chain. Among other initiatives, the Coalition will develop strategies to assist municipalities with glass recycling decisions, and establish a network of glass recycling resources and champions. For additional information, visit online at [http://www.gpi.org/sites/default/files/Glass%20Recycling%20Coalition%20\(GRC\)%20Press%20Release,%20May%2010,%202016.pdf](http://www.gpi.org/sites/default/files/Glass%20Recycling%20Coalition%20(GRC)%20Press%20Release,%20May%2010,%202016.pdf).

## Recycling and Pokémon!


The Canadian Beverage Container Recycling Association recently launched a new app called "*Recycling Starts Here*" that allows users to win prizes by participating in an augmented-reality program aimed at making recycling more rewarding and enjoyable. Similar to the concept behind the wildly popular Pokémon Go, participants have to download the application onto their phones or tablets and then search for four special *Recycle Everywhere* bins in public locations in Winnipeg. Once users have found and interacted with the four bins, they are automatically entered to win the grand prize. For tagging other unmarked recycling bins through the app, users can also win instant prizes. The goal of the program is to increase empty beverage container recycling through a fun and interactive approach.

## Did You Know...


- Tethers Unlimited of Bothell, WA has been awarded a contract to develop and deliver a plastics recycling system to be used on the International Space Station. As proposed, plastic waste (utensils, trays, etc.) generated by the astronauts will be recycled into high-quality 3D filament by a Positrusion Recycler that will be installed in the space station. The filament will then be used in an on-board 3D printer to make plastic items needed for space station operations.
- Office Depot recently announced the launch of its Binder Recycling Program. The program will be run in conjunction with TerraCycle, Inc. For details, visit <http://www.officedepot.com/cm/office-supplies/recycle-binders>.
- U.K. environmental charity Hubbub launched its "Neat Streets" program with the goal of helping anti-litter campaigns learn best practices from each other rather than having to start from scratch. One strategy being used in London features receptacles where pedestrian smokers vote on a question – such as their favorite movie character – using cigarette butts. For details, visit <http://www.hubbub.org.uk/neat-streets>.
- Misfit Juicery takes fruits and vegetables that are the wrong size, shape and color to be commercially sold and turns them into cold-pressed juice. The company's social mission is to reduce food waste. Misfit Juicery juices are available in stores in D.C., NJ, NY and CT.
- Baltimore's "Mr. Trash Wheel" is a solar powered water wheel that uses river currents to remove trash from Inner Harbor waterways. Over 350 tons of trash and debris have been removed from the harbor since the start of the program in 2014. Check it out at <http://baltimorewaterfront.com/healthy-harbor/water-wheel/>.
- Western News: Oregon is doubling its redemption value on bottles and cans next April from 5¢ to 10¢ per container. San Francisco will be expanding its ban on polystyrene foam in 2017 to cover many polystyrene foam products.
- *Chic Made Consciously* produces fashions and accessories from repurposed rubber inner tubes. Visit <https://www.chicmadeconsciously.com/>.

**RECYCLING TIP:**


**QUESTION: WHAT DO THESE FOUR ITEMS HAVE IN COMMON?**




Plastic Bag



Bowling Ball






Styrofoam Cup



Garden Hose

**ANSWER: NONE OF THEM BELONG IN YOUR RECYCLING BIN.**

THESE ITEMS CLOG THE RECYCLING SYSTEM AND MAKE YOUR PROGRAM LESS EFFECTIVE.  
CHECK WITH YOUR MUNICIPAL RECYCLING COORDINATOR TO FIND OUT  
WHAT YOU CAN AND CANNOT RECYCLE IN YOUR PROGRAM.  
[www.nj.gov/dep/dshw/recycling/recycling\\_coordinators.pdf](http://www.nj.gov/dep/dshw/recycling/recycling_coordinators.pdf)

## Recycling 101: Education, Promotion and Awareness

The NJ Department of Environmental Protection has developed a number of promotional messages (including the one found above) that can be used to promote recycling, as well as highlight the importance of only placing the accepted recyclable materials in recycling containers. Undoubtedly, continuous multi-faceted educational and promotional initiatives (including use of social media) are needed so that program participants better understand the importance of recycling and recycling program requirements. The promotional graphics are available online at <http://www.nj.gov/dep/ages/images/RecyclingAds.pdf> and at [www.anjr.com](http://www.anjr.com).

### **Slogan of the Day:**

**Think outside the trash...Recycle!**

#### **New Jersey WasteWise Business Network**

Steven Rinaldi, Chair, NJDEP, Bureau of Energy and Sustainability [Steven.Rinaldi@dep.nj.gov](mailto:Steven.Rinaldi@dep.nj.gov)

<http://www.nj.gov/dep/dshw/recycling/wastewise/brbn03.htm>

[www.epa.gov/wastewise](http://www.epa.gov/wastewise)

Editor: Steven Rinaldi - Printed on Recycled Paper

**Fw: ewaste hearing today**

Ernest J Kuhlwein to: Mary Jerkowicz

09/08/2016 03:59 PM

From: Ernest J Kuhlwein/PSW/OCG  
To: Mary Jerkowicz@Ocean County,

Please send to the coordinators. Thanks

Ernest J. Kuhlwein Jr., P.E., P.P.  
Director  
Ocean County Department of Solid Waste Management  
P.O. Box 2191  
129 Hooper Avenue  
Toms River, NJ 08754-2191  
(732)506-5047

----- Forwarded by Ernest J Kuhlwein/PSW/OCG on 09/08/2016 03:59 PM -----



"Marie Kruzan"  
<anjr@optimum.net>  
09/08/2016 03:54 PM

To "Angela Andersen" <andersen@longbeachtownship.com>,  
cc

Subject ewaste hearing today

Today, The senate Environment Committee had a hearing and one the issues/bills to be discussed was the ewaste bill S-981

Chairman Smith framed the issue by reading ANJR'S letter (see attached) into the record IN ITS ENTIRETY. He also read a letter from Joh Gray of the DEP commissioner office informed him about the stakeholders meetings later this month. Senator Smith did not take any more testimony he simply read the names who had signed up to speak. Walter Alcorn and David Thompson were there. He also noted that in conversations with DEP, that they assured him the amendments would continue to move to the market share rather than return share; and, would ensure local governments are not going to pay.

Smith set a deadline of Oct. 13 for DEP to present it's proposed changes. Based on what he sees, he will make further changes or urge the Assembly to move ahead with the current legislation. . He went on to note that the Governor could then explain to the taxpayers why he would rather have them pay than the manufactures.

So, now we have stakeholders meeting and a time frame in which to address the ewaste issue

Thank you everybody for your help!!

Share the news with your municipalities



# Association of New Jersey Recyclers

120 FINDERNE AVENUE, BRIDGEWATER, NEW JERSEY 08807  
908-722-7575 – 908-722-0280(f)  
anjr@optimum.net

Sept. 8, 2016

Senator Bob Smith  
Chair, Senate Environment and Energy Committee

Senator Smith and Committee

ANJR thanks you for the opportunity to comment on this important Bill S-981 which would go a long way to correcting the problems experienced by our members with the current Electronic Waste Management Act. It would fix the system so that manufacturers are actually covering the costs of recycling covered consumer electronics, as the law requires. We support the current version of this bill and urge its passage and enactment.

ANJR submitted extensive comments on NJDEP's draft proposed changes to S981 back on June 8, 2016 as requested by the DEP. Since that time there has been no feedback or revisions to the original DEP proposal. Stakeholders meetings, that were promised in April, have now been scheduled for the end of September. The Statewide Standard Program in S981 is a much better solution than the contingent recycling program contained in the DEP proposal. A Statewide Standard Program will give the DEP the ability to work with qualified State vendors and establish a fair pricing model. This would help re-create e-cycling jobs that have been lost and give the Class D recycling facilities in the State the ability to service local government programs as they have in the past in a free and convenient manner. It would also give flexibility to counties and municipalities to procure a qualified recycler of their choosing and then receive adequate compensation based on a DEP schedule of rates.

**Today, e-waste recycling is in serious peril.** Since the beginning of this year, more municipalities and counties are experiencing serious setbacks. Cape May lost their vendor at the end of last year and was unable to secure a vendor until May of this year. They have paid that vendor \$110,000 for just 4 months of service. Budget constraints may result in program closure before the end of the year. This year Monmouth County's regional opt-in program has lost 15 municipal partners due to cost. The County has one regional drop-off site and is paying \$2-\$3,000/month. Five (5) municipal drop-off programs shut down in Sussex County this year due to costs. Monroe Township in Gloucester County has paid their vendor \$12,563 for the first 8 months of this year for e-waste recycling. Nine (9) of the 24 towns in Gloucester County are paying for e-waste recycling and 3 have discontinued collection. **The passage of S-981 is essential to prevent additional sites from closing** due to inadequate OEM support, to prevent manufacturers from excluding various sites from their "free and convenient" programs or only covering sites for a portion of the year. The current situation has led to many counties and municipalities without manufacturer coverage to incur extensive costs.

In summary, we encourage the legislature to move forward with S-981. ANJR is ready and willing to assist with this needed legislative change.

Thank you again.

A handwritten signature in dark ink, appearing to read "Dominick D'Altio", is written over a faint, circular, light-colored stamp or watermark.

Dominick D'Altio, President

# Ocean County Recycles

## OCEAN COUNTY DEPARTMENT OF SOLID WASTE MANAGEMENT MUNICIPAL RECYCLING COORDINATORS MEETING September 9, 2016

Name (Print)	Signature	Municipality	Please <input checked="" type="checkbox"/> C.R.P.'s 1.5 meeting credits
<del>TRISTA TOTARO</del>	<del>[Signature]</del>	<del>Brick</del>	<input checked="" type="checkbox"/>
Rocco Palmieri	[Signature]	Brick	<input checked="" type="checkbox"/>
JUDE WALKER	[Signature]	PT. Boro	<input checked="" type="checkbox"/>
Joy Bragen Edly	[Signature]	Point Boro	<input checked="" type="checkbox"/>
Carol Evans	[Signature]	Little Egg Harbor	<input checked="" type="checkbox"/>
Mary Jerkovic	[Signature]	OC SWM	<input checked="" type="checkbox"/>
Ali Baranowski	[Signature]	OC SWM	
Sem McLoughlin	[Signature]	OC SWM	
John Rogers	[Signature]	Ocean County Health	<input checked="" type="checkbox"/>
Robert Walsh	[Signature]	OCHD	<input checked="" type="checkbox"/>
ROSEMARIE CAFEY	[Signature]	Lacey	<input checked="" type="checkbox"/>
STEVE HILL	LAKESWOOD	LAKESWOOD	<input checked="" type="checkbox"/>
Robert Treva	Lakewood	Lakewood	
Scio Boro	[Signature]	LBT	<input checked="" type="checkbox"/>
Pete Roman	[Signature]	Lakewood	<input checked="" type="checkbox"/>
Eric Wojciechowski	[Signature]	Seaside Park	<input checked="" type="checkbox"/>
Chris Pato	[Signature]	Seaside Park	
Dariusz Winiarski	[Signature]	Lakewood	<input checked="" type="checkbox"/>
Michael Vacinoti	[Signature]	Lakewood	
Oscar CRADLE	[Signature]	STR.	<input checked="" type="checkbox"/>
MATT COLE	[Signature]	WM	
Patrick Donnelly	[Signature]	Lakewood	<input checked="" type="checkbox"/>
Robin Cunningham	[Signature]	SWM	
Kathleen Sloan	[Signature]	MANCHESTER	<input checked="" type="checkbox"/>
Joseph Cabreira	[Signature]	meadowbrook Ind.	